


Baboon on the Moon



Level 4 – Blue

BookLife
Readers

Baboon on the Moon

Written by
Emilie Dufresne

Illustrated by
Richard Bayley

An Introduction to BookLife Readers...

Our Readers have been specifically created in line with the London Institute of Education's approach to book banding and are phonetically decodable and ordered to support each phase of the Letters and Sounds document.

Each book has been created to provide the best possible reading and learning experience. Our aim is to share our love of books with children, providing both emerging readers and prolific page-turners with beautiful books that are guaranteed to provoke interest and learning, regardless of ability.

BOOK BAND GRADED using the Institute of Education's approach to levelling.

PHONETICALLY DECODABLE supporting each phase of Letters and Sounds.

EXERCISES AND QUESTIONS to offer reinforcement and to ascertain comprehension.

BEAUTIFULLY ILLUSTRATED to inspire and provoke engagement, providing a variety of styles for the reader to enjoy whilst reading through the series.

AUTHOR INSIGHT: EMILIE DUFRESNE

Born in Québec, Canada, Emilie Dufresne's academic achievements explain the knowledge and creativity that can be found in her books. At a young age, she received the award of Norfolk County Scholar, recognising her top grades in school. At the University of Kent, Emilie obtained a First Class Honours degree in English and American Literature, and was awarded a Masters in The Contemporary with Distinction. She has published over 60 books with BookLife Publishing, in subjects ranging from science to geography, art and sports, and even animals as superheroes! Children enjoy Emilie's books because of the detailed narrative and the engaging way she writes, which always entices children to want to learn more.


PHONICS
FOCUS

/oo/oo/


This book focuses on phonemes /oo/ (book) and /oo/ (moon) and is a blue level 4 book band.




"A baboon has broken free from the zoo.
We need you to look out for the baboon!"



"Mum, we need to help look for the
baboon too!" said Oona.



Mum shook Oona's hand, "We will get that baboon back in the zoo!"



"Mum, look! The baboon took my Food Loops!" said Oona.



But Mum said, "Oona, baboons don't want Food Loops! Now pick up that mess."




Mum said, "Oona, I need the book to put it back."




"But Mum, the baboon took my book!"
yelled Oona.
"No, it didn't, look," said Mum.



"Put on the hat," Mum told Oona, "You need to get in the pool."



“But Mum, Baboon took my hat and jumped in the pool!” Oona said.



“Oh goodness, what a mess! Can you fix this soon, Oona?” asked Mum.



“Mum, come here, look! Baboon is in my room! No, don’t poo, Baboon!”



Mum called, “Let’s get you to music lesson. Where’s the bassoon?”




"Mum! Baboon has got my bassoon.
Baboon, get here!" Oona said, in a mood.




"Oona, look at the gloom and wet.
Get your mac off the hook," said Mum.




“But Mum, baboon’s in my hood!” said Oona. She shook her mac to get rid of baboon.




“Oona, it’s noon! We need to meet Soo in the woods for a picnic,” said Mum.




"Oona, can I get a scoop?" said Soo.
"A scoop for Soo – Baboon, no!" said
Oona.




"Oona, look at the mess. Poor Soo...
Just be good!" said Mum.




“But Mum, the baboon stood on the spoon and sent the scoop into Soo!”
Oona said.




“Look, Baboon, this is not cool. Now I look a fool,” said Oona to the baboon.




The baboon looked in a mood. He began to droop and left Oona in the wood.




"Oona, look. Is it the baboon from the zoo on the moon? Is it in a mood?"




"Mum, we need to call the zoo and get moody Baboon off the moon!" said Oona.




"The baboon is back in the zoo thanks to Oona," said Mum.



"I miss Baboon," said Oona.
"Even after the food, book, hat and
bassoon?" asked Mum.



"Baboon, we got you a scoop! You don't
need to be in a mood!" said Oona.



Baboon on the Moon

1. What food did the baboon steal from Oona?
2. What musical instrument did the baboon steal from Oona?
 - (a) A drum
 - (b) A bassoon
 - (c) A guitar
3. How do you think Oona was feeling when the baboon was getting her in trouble with Mum?
4. What did Oona do to make the baboon less moody?
5. What would you have done with the baboon if you were Oona?

Helpful Hints for Reading at Home

The focus phonemes (units of sound) used throughout this series are in line with the order in which your child is taught at school. This offers a consistent approach to learning whether reading at home or in the classroom.

HERE IS A LIST OF PHONEMES FOR THIS PHASE OF LEARNING, IN THE ORDER THEY ARE TAUGHT. AN EXAMPLE OF THE PRONUNCIATION CAN BE FOUND IN BRACKETS.

Phase 3			
j (jug)	v (van)	w (wet)	x (fox)
y (yellow)	z (zoo)	zz (buzz)	qu (quick)
ch (chip)	sh (shop)	th (thin/then)	ng (ring)
ai (rain)	ee (feet)	igh (night)	oa (boat)
oo (boot/look)	ar (farm)	or (for)	ur (hurt)
ow (cow)	oi (coin)	ear (dear)	air (fair)
ure (sure)	er (corner)		

HERE ARE SOME WORDS WHICH YOUR CHILD MAY FIND TRICKY.

Phase 3 Tricky Words			
he	you	she	they
we	all	me	are
be	my	was	her

BookLife
PUBLISHING

BookLife
Readers

TOP TIPS FOR HELPING YOUR CHILD TO READ:

- Allow children time to break down unfamiliar words into units of sound and then encourage children to string these sounds together to create the word.
- Encourage your child to point out any focus phonics when they are used.
- Read through the book more than once to grow confidence.
- Ask simple questions about the text to assess understanding.
- Encourage children to use illustrations as prompts.



This book focuses on phonemes /oo/ (book) and /oo/ (moon) and is a blue level 4 book band.

